




Hosted PBX by Golden West

Deleting Users

If you no longer need a user, you can delete the user from the system.

1. From the Users page, hover over the user, and then click the  icon at the far right of the row. A confirmation prompt appears.
2. Click **Yes** to delete the user or **No** to retain it.

Click this icon

Name ▲	Extension	Department	
reseller access	800		 
Jim Halpert	102	Sales	